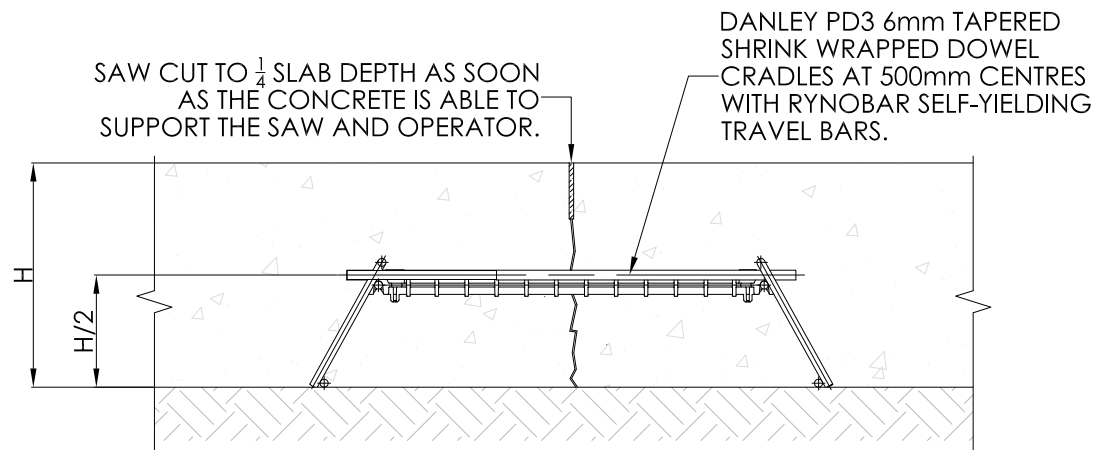
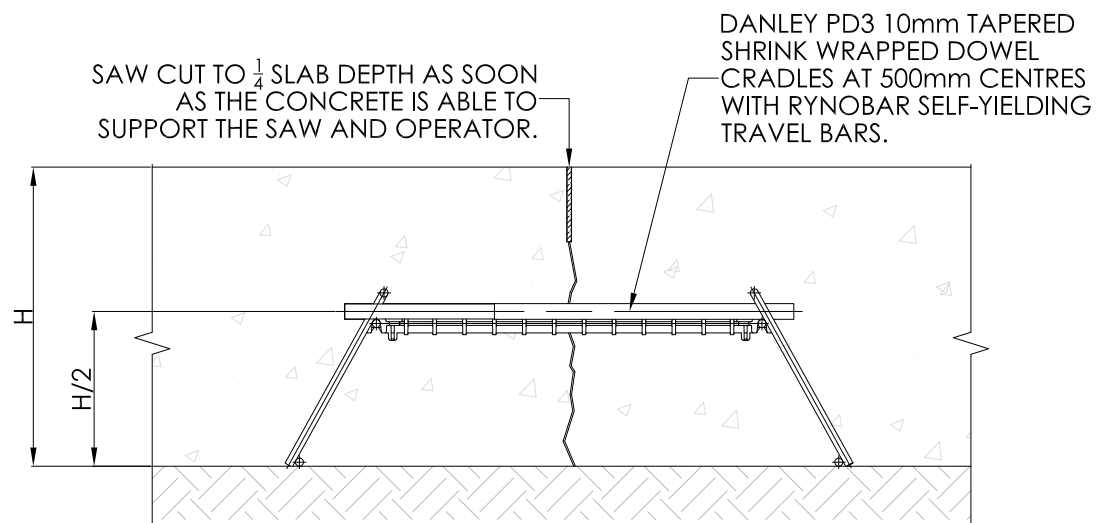


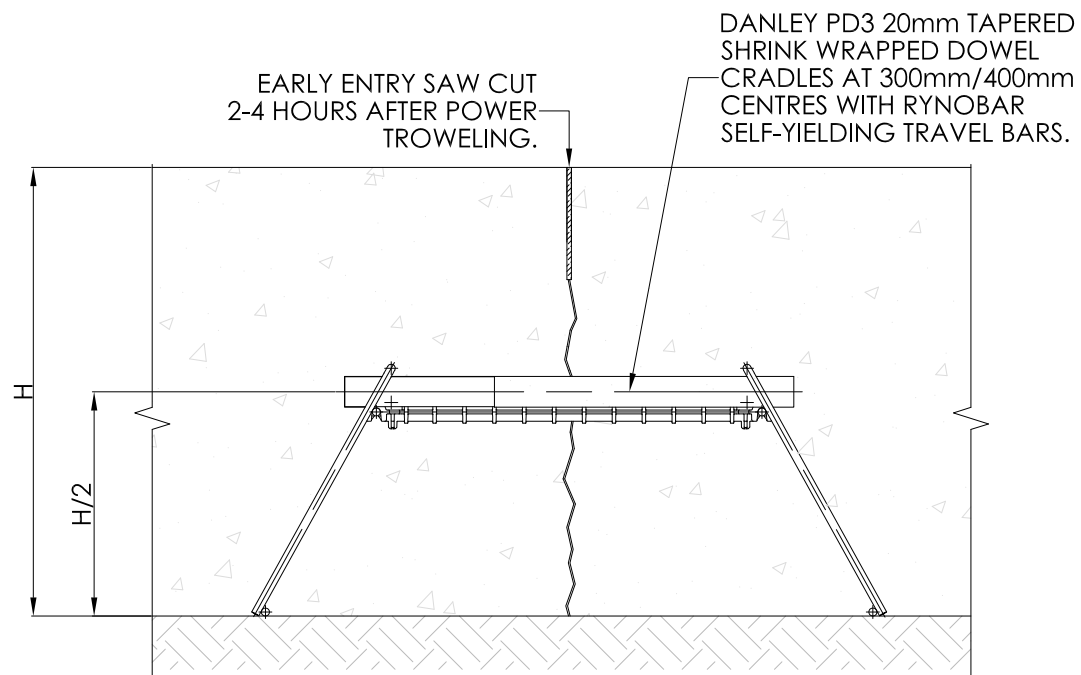
REVISIONS					
REV.	DESCRIPTION	D.C.P.	DATE	DRAWN BY	VERIFIED BY
1	FOR DISTRIBUTION	-	19/06/20	GMASON	KSTORER



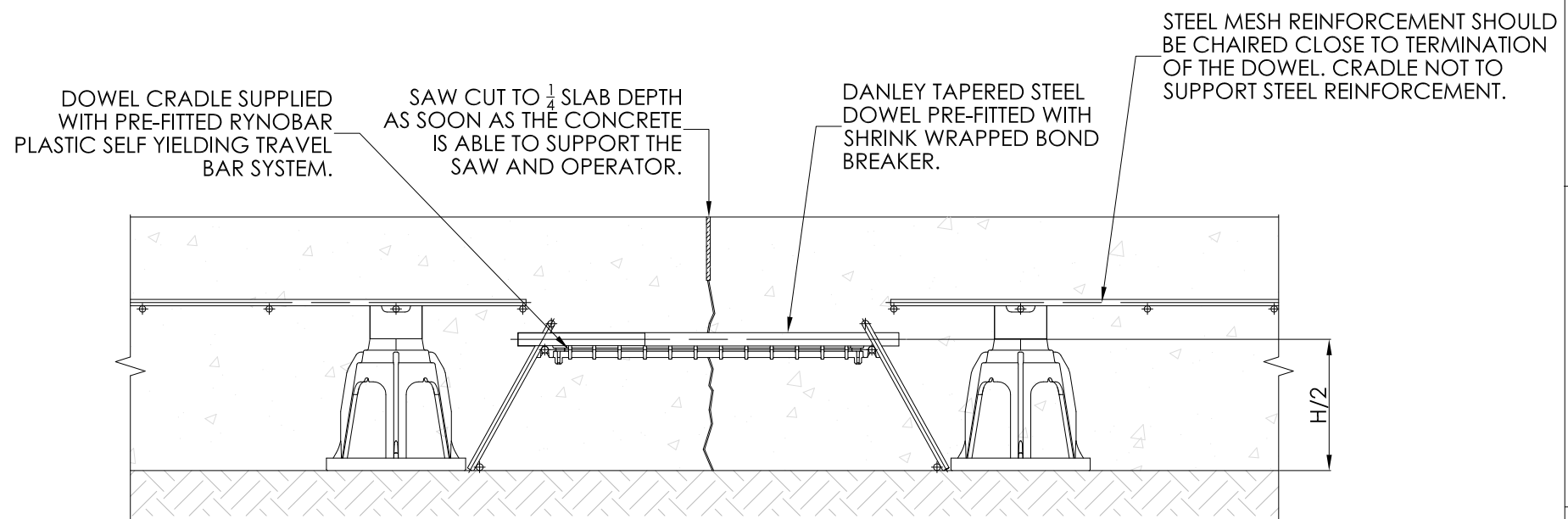
SAWN DOWEL JOINT (S.D.J.)
SCALE: 1:5



SAWN DOWEL JOINT (S.D.J.)
SCALE: 1:5



SAWN DOWEL JOINT (S.D.J.)
SCALE: 1:5



SAWN DOWEL JOINT (S.D.J.)
SCALE: 1:5

NOTE FOR SPECIFIER: NOT TO BE INCLUDED IN CONSTRUCTION DRAWINGS
THIS IS A TYPICAL MESH REINFORCEMENT PLACEMENT. ALTERNATE DESIGN METHODS INCORPORATING DIFFERING MESH PLACEMENT CAN BE USED IN PLACE OF THIS DETAIL AT THE DISCRETION OF THE ENGINEER. FOR FURTHER INFORMATION REGARDING ALTERNATIVE ACCEPTABLE JOINT DETAILS, PLEASE CONTACT YOUR LOCAL DANLEY REPRESENTATIVE.

GENERAL NOTES:
PD3 CRADLE DANLEY™ PD3™ SLEEVELESS TAPERED PLATE DOWEL CRADLE SYSTEM FITTED WITH THE RYNOBAR™ PLASTIC SELF-YIELDING TRAVEL BARS IS FOR USE IN SAWCUT CONTRACTION JOINTS, PROVIDING BILATERAL MOVEMENT AND LIMITING DIFFERENTIAL DEFLECTION UNDER LOAD TO NO MORE THAN 0.25mm. COMPLIES WITH ACI 360R-10 AND AVAILABLE IN 6mm, 10mm AND 20mm IN BLACK OR GALVANISED.

<p>1 WHEATSTONE PLACE, SOUTHFIELD INDUSTRIAL ESTATE, GLENROTHES, KY6 2SW A DIVISION OF ITW CONSTRUCTION PRODUCTS</p> <p>TEL: +44 800 833381 EML: info@danley.co.uk WEB: www.danley.co.uk</p>	THE INFORMATION CONTAINED IN THIS DRAWING IS THE SOLE PROPERTY OF ITW CONSTRUCTION PRODUCTS.			DESCRIPTION: PD3™ DOWEL CRADLE SECTIONAL VIEWS	
	SIGNED:	DRAWN: GMASON	VERIFIED: KSTORER	APPROVED: GTAYLOR	
	DATE:	19/06/20	19/06/20	22/06/20	
	CAD FILE: DAN-DWG-011 - PD3™ Dowel Cradle Sectional Views (UK Version)				
DO NOT SCALE THIS DRAWING.			DRAWING NO: DAN-DWG-011		SCALE: 1:5
SHEET: 1 OF 3		SIZE: A3		REVISION: 1	